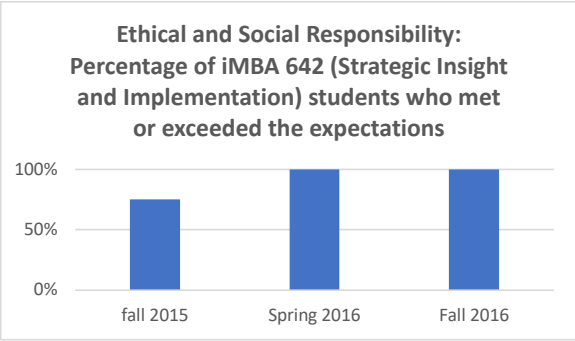
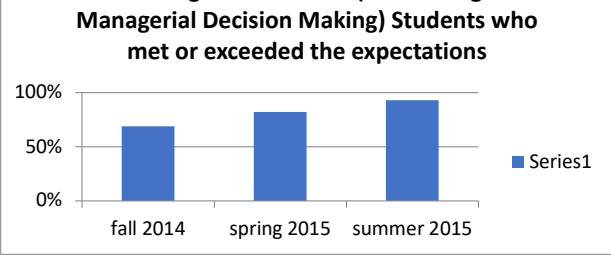
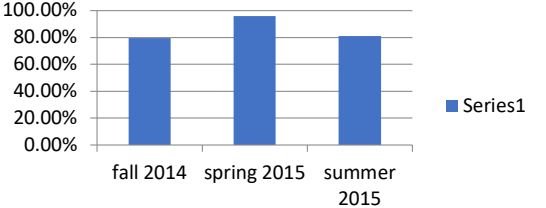
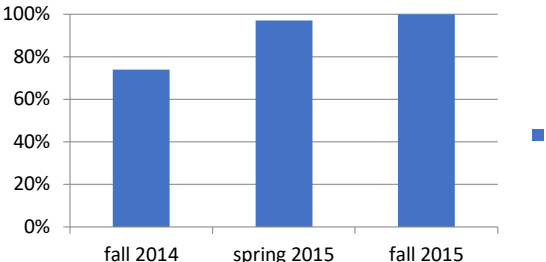
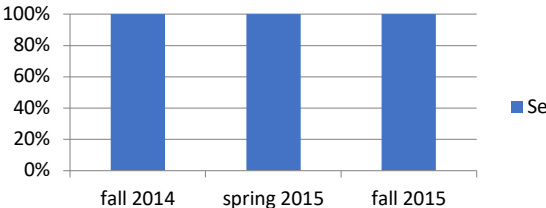
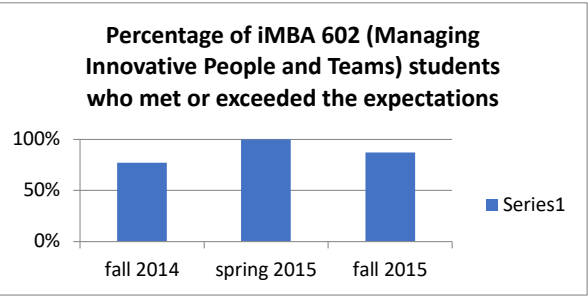
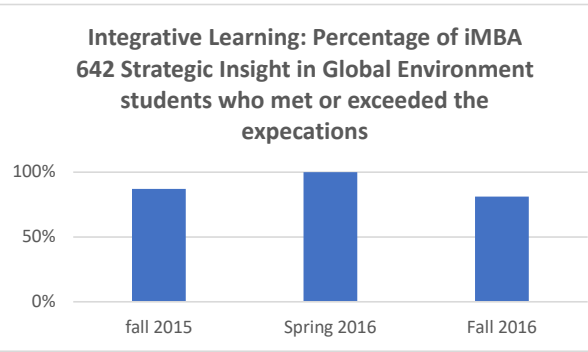


Figure 4.2: Graduate Learning Results

Learning Outcome/ Performance Target	Measurement Instrument/ Process	Most Recent Results	Analysis of Results	Interventions Executed	Trends								
<p>LG1.a. Students will implement ethical and socially responsible decisions, NL, WE</p> <p>Related Institutional Outcome: Students are prepared to be ethically responsible citizens in the personal, professional & civic spheres</p> <p>80% of students will meet or exceed a score of 70% on a rubric</p>	<p>Measured in iMBA 642 (Strategic Insight and Implementation):</p> <p>Case Analysis (on Ethics)</p> <p>Formative, internal</p> <p>GLO-BUS (Corporate Social Responsibility Percentile Score)</p> <p>Summative; external</p>	<p>Fall'16: 100% of students met or exceeded a score of 70% on the rubric</p>	<p>Target met</p>	<p>No intervention required</p>	<p>Ethical and Social Responsibility: Percentage of iMBA 642 (Strategic Insight and Implementation) students who met or exceeded the expectations</p>  <table border="1"> <caption>Ethical and Social Responsibility: Percentage of iMBA 642 (Strategic Insight and Implementation) students who met or exceeded the expectations</caption> <thead> <tr> <th>Term</th> <th>Percentage</th> </tr> </thead> <tbody> <tr> <td>fall 2015</td> <td>75%</td> </tr> <tr> <td>Spring 2016</td> <td>100%</td> </tr> <tr> <td>Fall 2016</td> <td>100%</td> </tr> </tbody> </table>	Term	Percentage	fall 2015	75%	Spring 2016	100%	Fall 2016	100%
Term	Percentage												
fall 2015	75%												
Spring 2016	100%												
Fall 2016	100%												
<p>LG2.a. Students will analyze financial ratios and statements</p> <p>80% of students will meet or exceed 70% on an exam</p>	<p>Measured in iMBA 628 (Accounting and Managerial Decision Making), iMBA 629 (Financial Policy and Planning), and iMBA642(Strategic insight and implementation)</p> <p><u>Instruments:</u> An exam in iMBA 628 covers financial ratios and ratio analysis</p> <p>Two assignments in iMBA 629 cover financial statements and financial ratio analysis</p>	<p>Spring '15: for iMBA 628: 85% scored 70% or better</p> <p>Summer'15:For iMBA 629: 81% scored 70% or better.</p>	<p>Target met in all courses.</p>	<p>Since targets met, no formal intervention deemed necessary. Faculty encouraged to consider ways to improve the success rate in iMBA-628 and iMBA-629</p>	<p>Percentage of iMBA 628 (Accounting for Managerial Decision Making) Students who met or exceeded the expectations</p>  <table border="1"> <caption>Percentage of iMBA 628 (Accounting for Managerial Decision Making) Students who met or exceeded the expectations</caption> <thead> <tr> <th>Term</th> <th>Percentage</th> </tr> </thead> <tbody> <tr> <td>fall 2014</td> <td>65%</td> </tr> <tr> <td>spring 2015</td> <td>75%</td> </tr> <tr> <td>summer 2015</td> <td>85%</td> </tr> </tbody> </table>	Term	Percentage	fall 2014	65%	spring 2015	75%	summer 2015	85%
Term	Percentage												
fall 2014	65%												
spring 2015	75%												
summer 2015	85%												

Learning Outcome/ Performance Target	Measurement Instrument/ Process	Most Recent Results	Analysis of Results	Interventions Executed	Trends								
	Formative; internal Globus Simulation – Summative, external	Fall'16: For iMBA642- 100% of students scored 70% or better			<p data-bbox="1079 285 1503 375">Percentage of iMBA 629 Financial Policy and Planning Students who met or exceeded the expectations</p>  <table border="1" data-bbox="1024 391 1566 597"> <thead> <tr> <th>Term</th> <th>Percentage</th> </tr> </thead> <tbody> <tr> <td>fall 2014</td> <td>78%</td> </tr> <tr> <td>spring 2015</td> <td>95%</td> </tr> <tr> <td>summer 2015</td> <td>78%</td> </tr> </tbody> </table>	Term	Percentage	fall 2014	78%	spring 2015	95%	summer 2015	78%
Term	Percentage												
fall 2014	78%												
spring 2015	95%												
summer 2015	78%												
<p data-bbox="159 643 302 732">LG3.a. Students will write effective business documents</p> <p data-bbox="159 756 302 846">80% of students will meet or exceed 70% on an exam</p>	<p data-bbox="325 643 468 732">Measured in iMBA 627 (Competitive Technical Intelligence)</p> <p data-bbox="325 756 468 943"><u>Instruments:</u> iMBA 627 - Students required to complete a project report and rubric applied to evaluate writing skills</p> <p data-bbox="325 967 468 1008">Formative; internal</p>	Spring '15: 97% of students met or exceeded a score of 70% on the exam	Target met	No intervention required.	<p data-bbox="1121 651 1629 740">Percentage of iMBA 627 (Competitive Technical Intelligence) Students who met or exceeded the expectations</p>  <table border="1" data-bbox="1024 764 1566 1024"> <thead> <tr> <th>Term</th> <th>Percentage</th> </tr> </thead> <tbody> <tr> <td>fall 2014</td> <td>72%</td> </tr> <tr> <td>spring 2015</td> <td>95%</td> </tr> <tr> <td>fall 2015</td> <td>98%</td> </tr> </tbody> </table>	Term	Percentage	fall 2014	72%	spring 2015	95%	fall 2015	98%
Term	Percentage												
fall 2014	72%												
spring 2015	95%												
fall 2015	98%												
<p data-bbox="159 1053 302 1208">LG4.a. . Students will exhibit leadership skills 80% of students will meet or exceed 70% on an exam</p>	<p data-bbox="325 1053 468 1232">Measured in iMBA 602(Managing Innovative People and Teams) and iMBA 642(Strategic Insight and implementation)</p> <p data-bbox="325 1256 468 1435"><u>Instrument:</u> iMBA 602 – case analysis iMBA 642 - GLOBUS group simulation Formative; internal</p>	<p data-bbox="491 1053 621 1143">For iMBA 602: Fall'15- 87% of students scored 70% or better;</p> <p data-bbox="491 1167 621 1273">For iMBA642: Fall'16 - 100% of students scored 70% or better.</p>	Target met	No intervention required.	<p data-bbox="1100 1086 1566 1175">Percentage of iMBA 602 (Managing Innovative People and Teams) students who met or exceeded the expectations</p>  <table border="1" data-bbox="1024 1192 1566 1398"> <thead> <tr> <th>Term</th> <th>Percentage</th> </tr> </thead> <tbody> <tr> <td>fall 2014</td> <td>100%</td> </tr> <tr> <td>spring 2015</td> <td>100%</td> </tr> <tr> <td>fall 2015</td> <td>100%</td> </tr> </tbody> </table>	Term	Percentage	fall 2014	100%	spring 2015	100%	fall 2015	100%
Term	Percentage												
fall 2014	100%												
spring 2015	100%												
fall 2015	100%												

Learning Outcome/ Performance Target	Measurement Instrument/ Process	Most Recent Results	Analysis of Results	Interventions Executed	Trends								
	Summative; external												
<p>LG.4.b. Students will work effectively in teams</p> <p>80% of students will meet or exceed a score of 70% on a rubric</p>	<p>Measured in iMBA 602 (Managing Innovative People and Teams) and iMBA 642 (Strategic Insight and Implementation)</p> <p><u>Instrument:</u> iMBA 602 – case analysis</p> <p>Formative, internal</p> <p>iMBA 642 - GLOBUS simulation Group Simulation</p> <p>Summative; external</p>	<p>iMBA 602: Fall '15: 100% of students scored 70% or better</p> <p>iMBA 642: Fall'16 - 94% of students scored 70% or better</p>	<p>Target met</p> <p>Target met</p>	<p>iMBA-602 was effectively structured to train students on team learning. No intervention deemed necessary.</p> <p>Global business simulation effectively organized to facilitate team effort.</p>	<p>Percentage of iMBA 602 (Managing Innovative People and Teams) students who met or exceeded the expectations</p>  <table border="1"> <caption>Percentage of iMBA 602 (Managing Innovative People and Teams) students who met or exceeded the expectations</caption> <thead> <tr> <th>Term</th> <th>Percentage</th> </tr> </thead> <tbody> <tr> <td>fall 2014</td> <td>75%</td> </tr> <tr> <td>spring 2015</td> <td>100%</td> </tr> <tr> <td>fall 2015</td> <td>85%</td> </tr> </tbody> </table>	Term	Percentage	fall 2014	75%	spring 2015	100%	fall 2015	85%
Term	Percentage												
fall 2014	75%												
spring 2015	100%												
fall 2015	85%												
<p>5.a. Students will blend knowledge and skill sets from different disciplinary areas</p> <p>80% of students will meet or exceed a score of 70% on a rubric</p>	<p>Measured in iMBA 642 (Strategic Insight and Implementation)</p> <p><u>Instrument:</u> GLOBUS Simulation</p> <p>Summative; external</p>	<p>Fall '16: 100% of students met or exceeded a score of 70% on the rubric</p>	<p>Target met</p>	<p>Spending adequate time to explain the simulation game and the significance of interdisciplinary approach resulted in good performance. No intervention required.</p>	<p>Integrative Learning: Percentage of iMBA 642 Strategic Insight in Global Environment students who met or exceeded the expectations</p>  <table border="1"> <caption>Integrative Learning: Percentage of iMBA 642 Strategic Insight in Global Environment students who met or exceeded the expectations</caption> <thead> <tr> <th>Term</th> <th>Percentage</th> </tr> </thead> <tbody> <tr> <td>fall 2015</td> <td>85%</td> </tr> <tr> <td>Spring 2016</td> <td>100%</td> </tr> <tr> <td>Fall 2016</td> <td>80%</td> </tr> </tbody> </table>	Term	Percentage	fall 2015	85%	Spring 2016	100%	Fall 2016	80%
Term	Percentage												
fall 2015	85%												
Spring 2016	100%												
Fall 2016	80%												