

PAYING YOUR BILL AT THOMAS JEFFERSON UNIVERSITY



Jefferson

Thomas Jefferson University
HOME OF SIDNEY KIMMEL MEDICAL COLLEGE

Ways To Pay Your Bill

Pay Online

At Banner Web

<https://banner.jefferson.edu>

Pay by:

Debit Card

Credit Card

Electronic Check

International Wires

Wells Fargo Bank

Philadelphia, PA

ABA # 121000248

To Credit TJU Corporate Account

Account # 2000049155914

Swift Code WFBIUS6S


Please reference your campus key in
any note section of your wire payment

Pay by Mail

Send a money order, personal
check, 529 check or any other
check to:

Thomas Jefferson University
Student Accounts Office
1101 Market Street, 24th Floor
Philadelphia, PA 19107

Please reference your
campus key on the
memo line of your
check/money order



Your cancelled check is your receipt.

Student's Jefferson account will be charged \$25 if
the check is returned from the bank.

Return reasons include: insufficient or unavailable
funds, stop payment, closed account, questionable
or missing signature, etc.

Pay in Person

At the Student Accounts Office

Pay by:

Personal Check

Money Order

Cash

Thomas Jefferson University-CC
Student Accounts Office
1101 Market Street, 29th Floor
215-503-7669

Thomas Jefferson University-EF
Student Accounts Office
Tuttleman 102
215-951-2708

Please call in advance to ensure
someone is available to help you

Options For Paying Your Remaining Bill

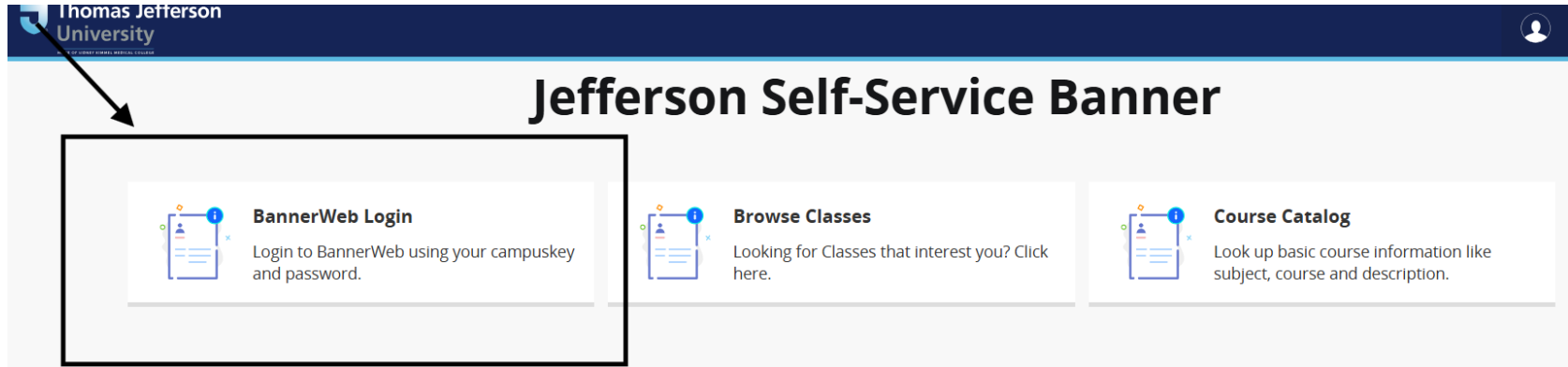
(continued options)

- [Home Equity Loan](#) - A home equity loan is a fixed-rate loan secured by your home. If you qualify for a home equity loan right now, you may find that interest rates are relatively low. Exact interest rates will vary by lender and your credit score.
- [Borrow From Family](#) - Create an agreement with a family member to invest in your future with a school loan with agreed upon repayment parameters.

How To Pay Your Bill Online

1. Log onto [Banner Web](https://banner.jefferson.edu) - <https://banner.jefferson.edu> using your current Banner campus key and password.
 2. Click “Make Payment/View Invoice” link
- You will be directed to TouchNet, our secure payment gateway provider, to view your balance, see your bill or make a payment.
 - Refer to the slides 5 - 16 for a view of how this looks in Banner and TouchNet.

How To Pay Your Bill Online



Thomas Jefferson University
OF SIDNEY KIMMEL MEDICAL COLLEGE

Jefferson Self-Service Banner

BannerWeb Login
Login to BannerWeb using your campuskey and password.

Browse Classes
Looking for Classes that interest you? Click here.

Course Catalog
Look up basic course information like subject, course and description.


How To Pay Your Bill Online

University
HOME OF SIDNEY KIMMEL MEDICAL COLLEGE

Welcome to Self-Service Banner

[All Users](#) [Students](#) [Grades and Registration](#) [Financial Aid](#) [Student Accounts](#)

All Users

 **Personal Information**
View and update your biographical and demographic information.

How To Pay Your Bill Online

Welcome to Self-Service Banner

All Users

Students

Grades and Registration

Financial Aid

Student Accounts

Student Accounts



Make a Payment

Submit payments for deposits or other transaction fees.



Account Detail for Term

Display the detailed account information for the selected term.

How To Pay Your Bill Online



[SITE MAP](#) [HELP](#) [EXIT](#)



Online payment services are provided by TouchNet via a payment gateway. Once you are redirected to their payment website you will be automatically logged in. You can then view your bill and make payments.

Thank you

[Continue](#)

RELEASE: 8.7.2

© 2026 Ellucian Company L.P. and its affiliates.

How To Pay Your Bill Online

Home My Account ▾ My Profile ▾ Make Payment Payment Plans Refunds Help ▾

Announcement

You can now sign up for a payment plan in TouchNet for the Fall Semester.

Any questions regarding your Tuition Payment Plan, please contact the Payment Plan Support Team at 1-833-269-3675

Thank you

—

Student Accounts has moved to the Jefferson Center. We are located on the 29th Floor.

Our mailing address is:

Thomas Jefferson University
Student Accounts Office
1101 Market Streets, 29th Floor.
Philadelphia PA 19107

Student Account

Balance \$0.00

[View Activity](#) [Make Payment](#)

Statements

[View Statements](#)

My Profile Setup

- [Authorized Users](#)
- [Personal Profile](#)
- [Payment Profile](#)
- [Security Settings](#)
- [Consents and Agreements](#)
- [Electronic Refunds](#)
- [Auto Bill Pay](#)

Term Balances

How To Pay Your Bill Online

Account Payment



Amount



Method



Confirmation



Receipt

Payment Date 

Current account balance

\$XXX.00


Payment Total: \$0.00

Personal Note

[Continue](#)

How To Pay Your Bill Online

Account Payment



A horizontal flow diagram with four steps: Amount (dollar sign icon), Method (credit card icon), Confirmation (thumbs up icon), and Receipt (list icon). A red arrow points from the Confirmation step to the Method dropdown menu.

Amount: \$XXX.00

Method: (dropdown menu)

- Select Method
- Credit Card
 - Credit Card via PayPath
- Other Payment Methods
 - Electronic Check (checking/savings)

Back Cancel Continue

*Credit card payments are h... A non-refundable service fee will be added to your payment.

Electronic Check - Payments can be made from a personal checking or savings account.

How To Pay Your Bill Online - Credit Card

Account Payment

Progress bar: Amount (Dollar sign icon) — Method (Credit card icon) — Confirmation (Thumbs up icon) — Receipt (Receipt icon)

Amount: \$XXX.00

Method:


Buttons: Back, Cancel, Continue

*Credit card payments are handled through PayPath[®], a tuition payment service. A non-refundable service fee will be added to your payment.

Electronic Check - Payments can be made from a personal checking or savings account.

How To Pay Your Bill Online - Credit Card

Account Payment



Please review the transaction details. Clicking Continue will open a new window, where you will complete your transaction.

| Payment Information | | |
|--|------------------|-----------|
| Payment Date | 5/20/21 | |
| Term | Account | Amount |
| Summer 2021 | STUDENT PAYMENTS | \$ XXX.00 |
| Total Payment Amount | | \$ XXX.00 |
| <input type="button" value="Change Amount"/> | | |


| Paid To | |
|--|--|
| Thomas Jefferson University 11th and Walnut Streets Philadelphia, PA 19107-508 | |
| Confirmation Email | |
| xxx123@students.jefferson.edu (Primary) | |

| Selected Payment Method | |
|--|------------------|
| Account: | TOUCHNET PAYPATH |
| <input type="button" value="Change Payment Method"/> | |

*Please note a non-refundable PayPath service charge will be added to your credit card payment

How To Pay Your Bill Online - Electronic Check

Account Payment



The flow diagram shows four steps: Amount, Method, Confirmation, and Receipt. The Confirmation step is currently active, indicated by a thumbs-up icon above it.

Amount: \$ XXX.00

Method:

Buttons: Back, Cancel, Continue

Red arrows point from the Confirmation step icon to the Method dropdown and from the Receipt step icon to the Continue button.

*Credit card payments are handled through PayPath[®], a tuition payment service. A non-refundable service fee will be added to your payment.

Electronic Check - Payments can be made from a personal checking or savings account.

How To Pay Your Bill Online - Electronic Check

Account Payment



Amount \$XXX.00
Method Electronic Check (checking/savings) ▼

Account Information

* Indicates required fields

You can use any personal checking or savings account.
Do not enter other accounts, such as corporate account numbers, credit cards, home equity, or traveler's checks.
Do not enter debit card numbers. Instead, enter the complete routing number and bank account number as found on a personal check.

*Account type: Select account type ▼
*Routing number: (Example)
*Bank account number:
*Confirm account number:

Billing Information

*Name on account:
*Billing address:
Billing address line two:
*City:
*State: Select State ▼
*Postal Code:

Option to Save

Save this payment method for future use
Save payment method as: (example My Checking)

Refund Options

You must enroll in Two-Step Verification to save this as a Refund Method. Please proceed to [Security Settings](#) in My Profile to enroll.



Third-Party Payments

A third-party payment is when Thomas Jefferson University bills an outside organization/company for all or a portion of a student's tuition and/or fees.

| | |
|---|--|
| Employer paying your tuition directly to TJU? | Please email tuition.office@jefferson.edu with an approved voucher or letter for each semester. |
| Paying via a 529 Check? | Please have check mailed to TJU (refer to mailing address on slide 2) for all paper payments, and be sure to include your campus key on the memo line of your check. |
| Paying via approved Tuition Payment Plan offered by TJU? | Please email tuition.office@jefferson.edu for plan information. TJU is in the process of finalizing payment plans. |

Employee Benefits- TJU

- HR Benefits (All entities except LVHN)- ISTS Portal -
 - Please submit your application at:
 - Mytuition.Jefferson.edu
 - For questions regarding eligibility, please contact Human Resources at HRTuition@Jefferson.edu
- HR Benefits (LVHN)-EDCOR Portal
 - Your application needs to be submitted within 30 days of the start date of the enrolled course, or it will be denied.
 - For questions, please contact EDCOR directly.

Applying Loans And Scholarships To Your Bill

- Financial aid is disbursed each semester to coincide with the assessment of tuition and other charges.
- Most programs are assessed charges for fall and spring only (refer to slide 18 for exceptions).

Applying Loans And Scholarships To Your Bill

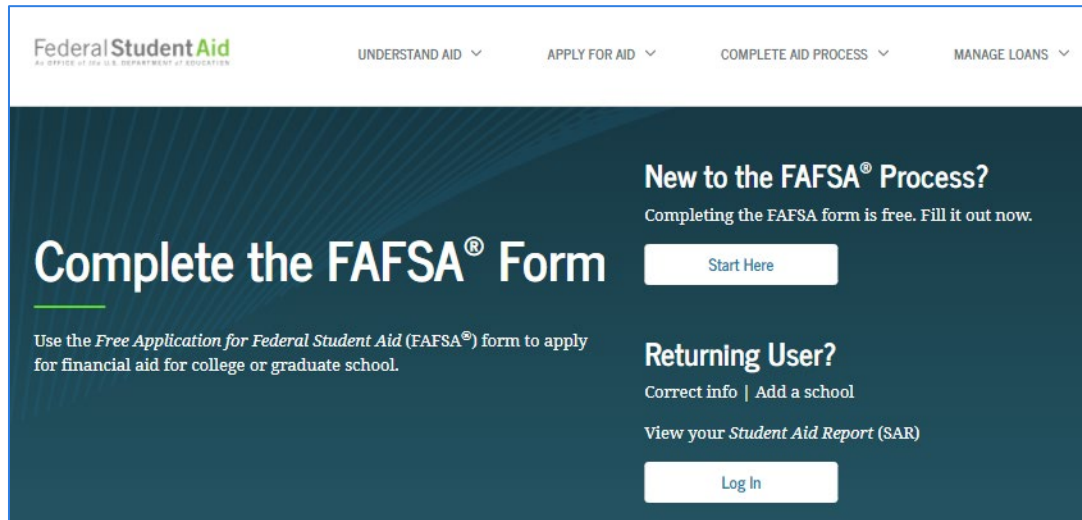
| | <u>Fall</u> | | <u>Spring</u> | |
|--|---------------------------|--|-------------------------------|--|
| University charges and financial aid | First week of July | Fall charges are assessed | First week of December | Spring charges are assessed |
| | | Fall half of student financial aid will be applied to the bill as a payment or pending aid "memo"* | | Spring half of student financial aid will be applied to the bill as a payment or pending aid "memo"* |
| | | Bills are sent to students | | Bills are sent to students |
| Expiration of memos | December 1 | All remaining fall memos will expire. A bill for the amount of the expired memo will be produced and emailed to student for payment and/or issue resolution. | April 1 | All remaining spring memos will expire. A bill for the amount of the expired memo will be produced and emailed to student for payment and/or issue resolution. |
| *A memo is a placeholder for expected funds that have not yet been received. Memos are most commonly used to show pending federal and state aid that is not permitted to be disbursed until closer to the first day of the semester. | | | | |

When Financial Aid Is Not Disbursed In Fall And Spring

- The disbursement of financial aid will occur more than two times to coincide with programs of study that are assessed tuition in each of the fall, spring, and summer semesters or another non-traditional manner.
 - Financial aid is disbursed each semester to coincide with the assessment of tuition and other charges.
 - Programs that have more than two tuition assessments/financial aid disbursements include, but not limited to:
 - FACT-1 - Nursing
 - DPT - Physical Therapy
 - Most programs assessed tuition on a per credit basis
- The disbursement of financial aid may occur less than two times if eligibility for future disbursements has been exhausted.

How Do I Apply For Financial Aid To Help Pay My Bill?

To apply for federal, university, state and most private funds, the FAFSA (Free Application for Federal Student Aid) is required.



The screenshot shows the Federal Student Aid website. At the top, there is a navigation bar with the logo 'Federal Student Aid' and the text 'AN OFFICE OF THE U.S. DEPARTMENT OF EDUCATION'. To the right of the logo are four menu items: 'UNDERSTAND AID', 'APPLY FOR AID', 'COMPLETE AID PROCESS', and 'MANAGE LOANS', each with a dropdown arrow. Below the navigation bar is a dark blue banner with white text. On the left side of the banner, it says 'Complete the FAFSA® Form' in large font, with a green underline under 'Complete'. Below this, it says 'Use the Free Application for Federal Student Aid (FAFSA®) form to apply for financial aid for college or graduate school.' On the right side of the banner, there are two sections. The first is 'New to the FAFSA® Process?' with the subtext 'Completing the FAFSA form is free. Fill it out now.' and a white button labeled 'Start Here'. The second is 'Returning User?' with the subtext 'Correct info | Add a school' and 'View your Student Aid Report (SAR)', and a white button labeled 'Log In'.

Thomas Jefferson University school code is 013549.

How To Apply For Financial Aid To Help Pay Your Bill

Complete the FAFSA electronically:

- On the web: <https://studentaid.gov/h/apply-for-aid/fafsa>
- Mobile app: Download the myStudentAid Mobile app in the Apple App Store (iOS) or Google Play (Android). Use the myFAFSA component.
- Use the IRS Data Retrieval Transfer (DRT) process when completing the FAFSA. This will streamline and expedite the processing of your financial aid.

If you have a question while completing the FAFSA, call the federal processor at 1-800-433-3242. The FAFSA Processor has scheduled hours 7 days a week.

Options For Paying Your Remaining Bill

Options for paying the remaining balance after financial aid is applied:

- [Payment Plan](#) - Payment plans are available for Fall, Spring and Summer. You can enroll in a plan via BannerWeb/TouchNet.
- [Federal Parent PLUS Loan](#) - Parents of dependent undergraduate students may apply for this credit-based loan to assist in meeting student's financial needs. For more information and to apply, [click HERE](#).
- [Federal Graduate PLUS Loan](#) - Graduate students may apply for this credit-based loan to assist in meeting financial needs. For more information and to apply, [click HERE](#).

Options For Paying Your Remaining Bill

(continued options)

- [Private Educational Loan](#) - The option for students to borrow a credit-based private educational loan (with a credit worthy co-signer) may be available. It is highly suggested that students utilize federal loans first. For more information and to apply, [click HERE](#).
- [Private Scholarship Search](#) - Check our Financial Aid websites for information on programs and searches.
 - [Click here for Center City](#) (Including students at the JCN Dixon/Horsham, LVHN site)
 - [Click here for East Falls](#) (Including students at the Voorhees/NJ, Bucks/PA, JIB-Spring House/PA sites)

What Happens If You Don't Pay An Outstanding Balance

- Refer to Student Portal Tool Bar (Left side)
 - Billing Late Fee Calendar which list important dates for each semester.

[Student Account, Financial Aid, Health Insurance Contact Guide](#)

Student Account And Financial Aid Contacts

Center City Students

(Including students at the JCN Dixon/Horsham/LVHN site)

Student Accounts Office

- Email: tuition.office@jefferson.edu
- Phone: 215-503-7669

Financial Aid Office

- Website: <http://jefferson.edu/financialaid>
- Email: financial.aid@jefferson.edu
- Phone: 215-955-2867

East Falls Students

(Including students at the Voorhees/NJ, Bucks/PA, JIB-Spring House/PA sites)

Student Accounts Office

- Email: TJU_EF_StudAccts@jefferson.edu
- Phone: 215-951-2708

Financial Aid Office

- Website: <http://eastfalls.jefferson.edu/financialaid/>
- Email: financialaid@jefferson.edu
- Phone: 215-951-2940



Jefferson

Thomas Jefferson University

HOME OF SIDNEY KIMMEL MEDICAL COLLEGE